



ಬೃಹತ್ ಬೆಂಗಳೂರು ಮಹಾನಗರ ಪಾಲಿಕೆ
Bruhat Bengaluru Mahanagara Palike



BBMP COVID-19 WAR ROOM 27.02.2022



OVERVIEW OF COVID-19 IN BENGALURU



CASE TRENDS

ACTIVE CASES **3,648**

Confirmed Cases

224

17,78,361 #

Recovered Cases

326

17,57,805 #

Death Cases

11

16,908 #



HOSPITALIZATION

152

ICU – V

18

ICU

39

HDU

15

General

80

INCLUDES GOVT. QUOTA AND PRIVATE WALK-IN HOSPITALIZATION



VACCINATION

33,165

1,78,07,772 #

First Dose

2,119

92,68,865 #

Second Dose

28,144

82,63,044 #

Precaution Dose

2,902

2,75,863 #



TRIAGING

MTU

170

Tele Triage

189



ACTIVE CZs

5

MCZs (< 5 cases)

3

Clusters (> 5 cases)

2



TESTING

21,467

2,92,33,549 #

RAT

2,903

RTPCR

18,564

Positivity : 1.47%

*FOR LAST 7 DAYS

: indicates cumulative numbers till date



ABSTRACT OF COVID-19 SCENARIO IN BENGALURU

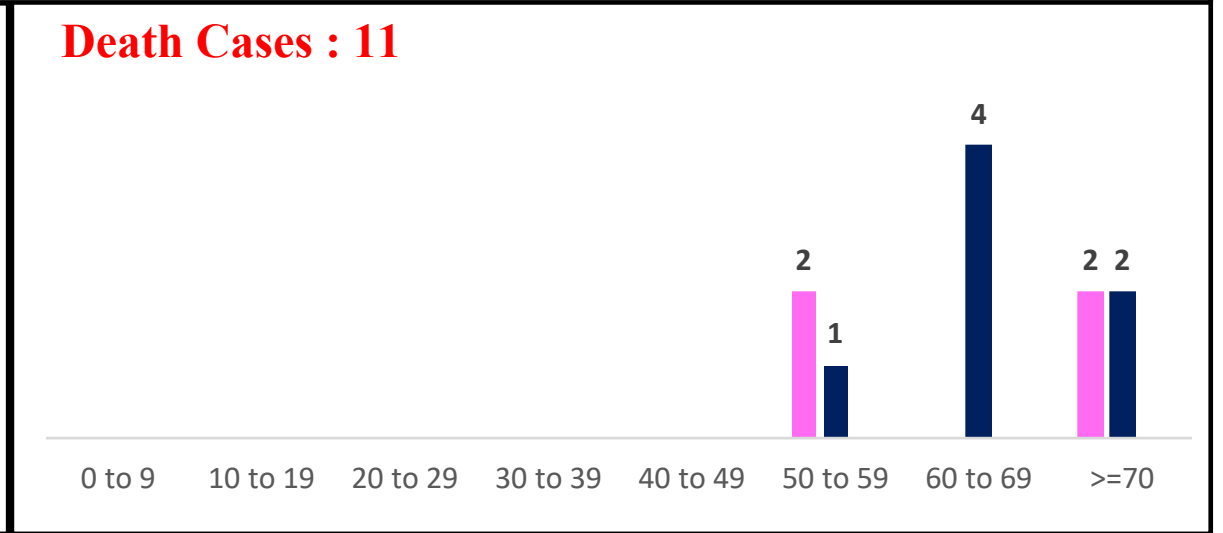
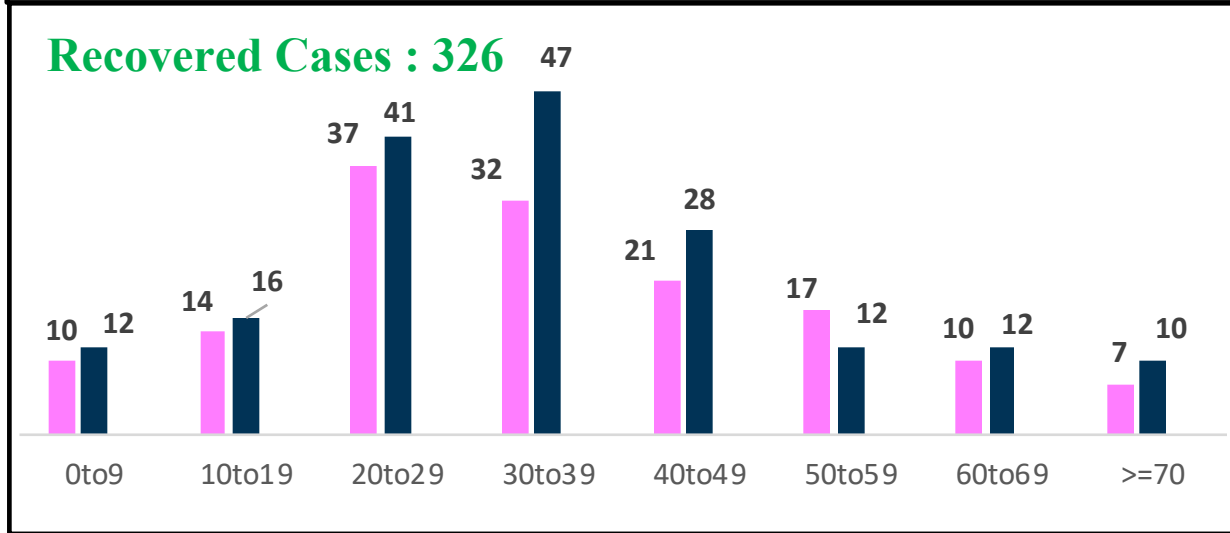
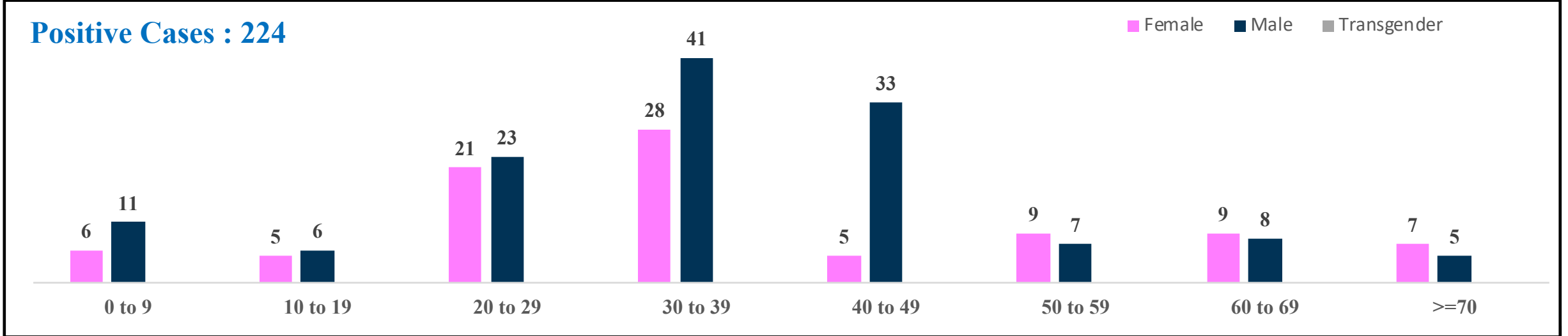


	MALE			FEMALE			TRANSGENDER			TOTAL		
	Last 24 Hours	Last 7 Days	Cumulative	Last 24 Hours	Last 7 Days	Cumulative	Last 24 Hours	Last 7 Days	Cumulative	Last 24 Hours	Last 7 Days	Cumulative
Positive Cases	134	1,505	10,51,864	90	1,029	7,26,306	0	0	191	224	2,534	17,78,361
Recovered Cases	178	2,679	10,38,563	148	2,254	7,19,059	0	0	183	326	4,933	17,57,805
Death Cases	7	59	10,713	4	28	6,191	0	0	4	11*	87	16,908
Total Tests Done	In Last 24 hrs. : 21,467			In last 7 days : 1,71,893			Cumulative : 2,92,33,549					
Vaccine Doses Administered	In Last 24 hrs. : 33,165			In last 7 days : 1,98,901			Cumulative : 1,78,07,772					
ACTIVE CASES									3,648			

*Covid deaths occurred today : 00 | Covid deaths occurred beyond last 24 hrs., reported today : 11

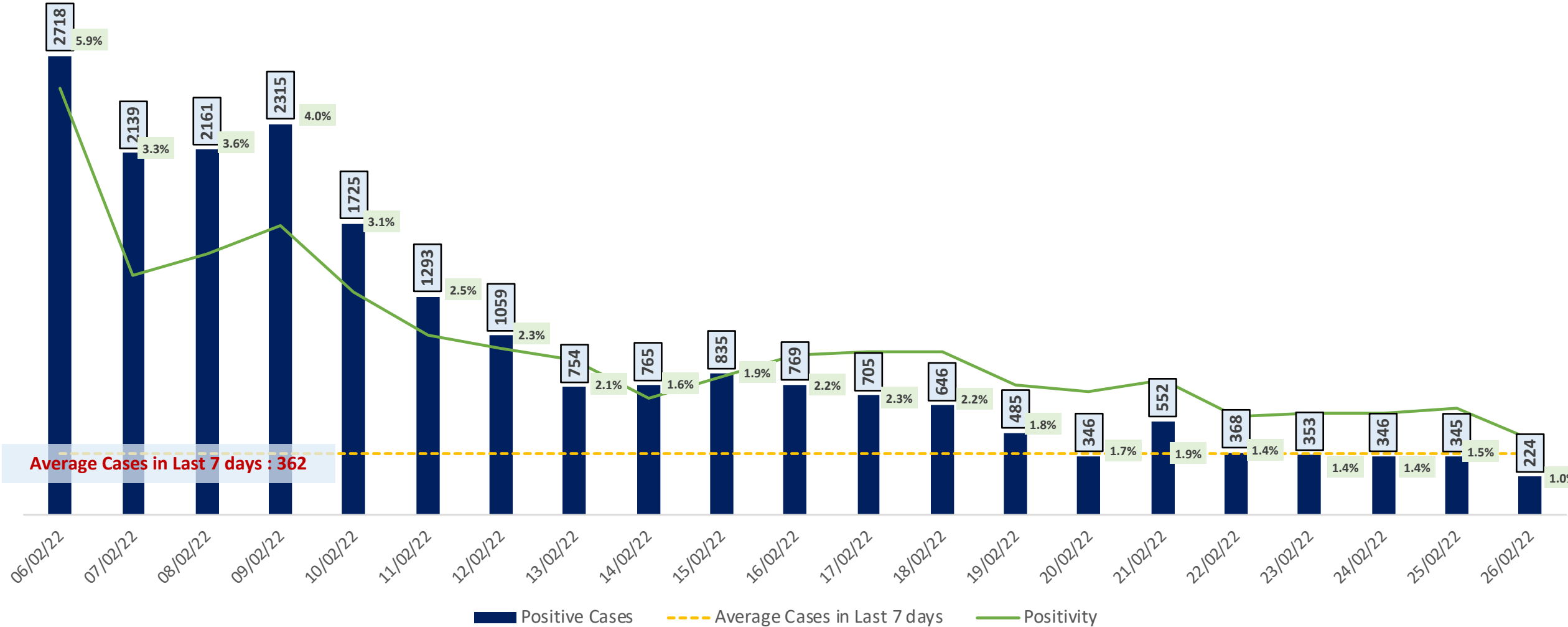


LAST 24 HOURS AGE GROUP AND GENDER WISE DISTRIBUTION



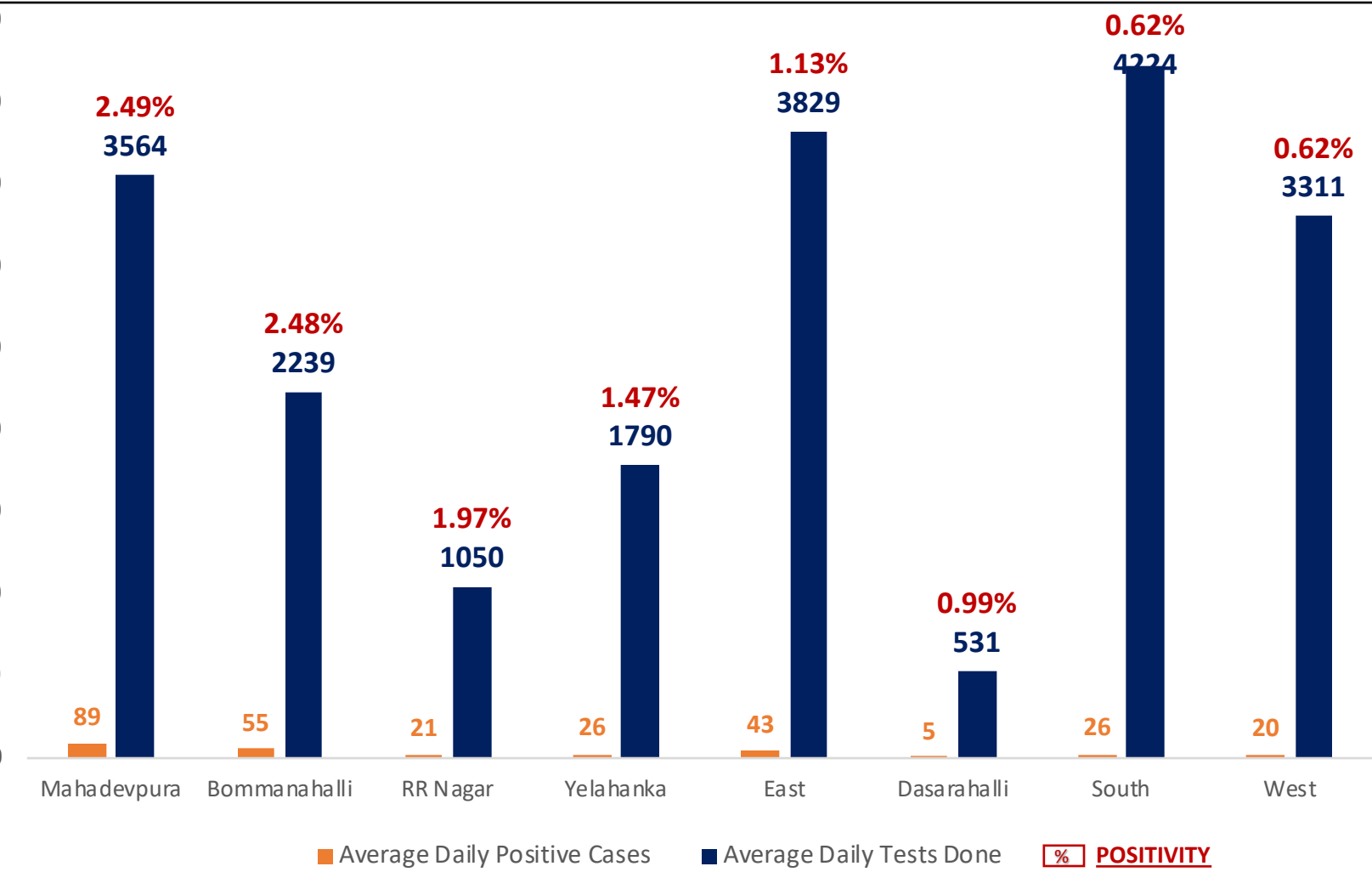


POSITIVITY RATE OF BENGALURU – LAST 21 DAYS





ZONE WISE COVID19 CASE MANAGEMENT FOR LAST 7 DAYS



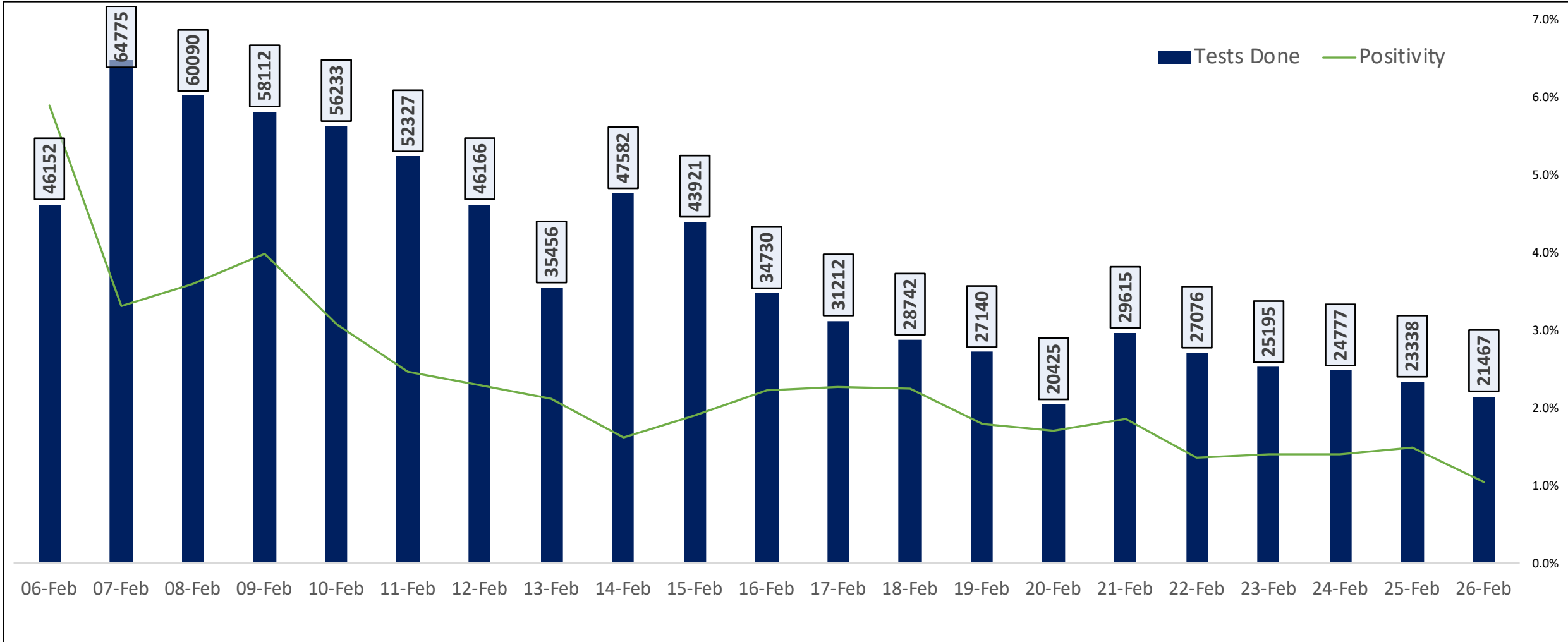
Zone Name	Hospital/CCC	Home isolation	Under Tracing
BOMMANAHALLI	4.93%	94.78%	0.29%
DASARAHALLI	5.56%	94.44%	0.00%
EAST	3.21%	96.79%	0.00%
MAHADEVAPURA	3.38%	96.62%	0.00%
RR NAGAR	10.40%	89.60%	0.00%
SOUTH	11.27%	88.73%	0.00%
WEST	10.19%	89.81%	0.00%
YELAHANKA	11.38%	88.62%	0.00%



TESTING TRENDS IN BENGALURU

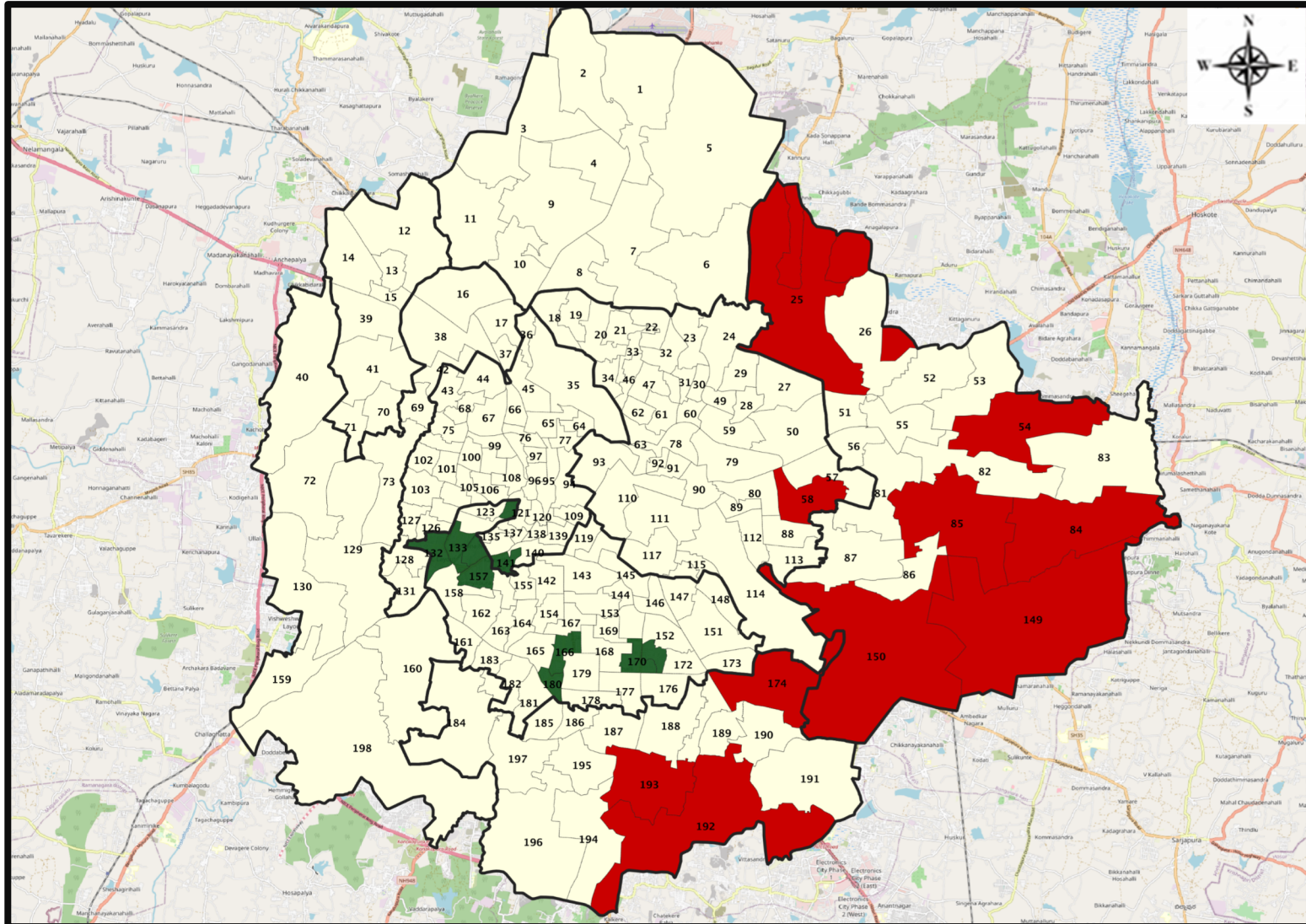


Total Test Conducted Till Date	Test Conducted Last 24 hours	Last 7 Days Average
2,92,33,549	21,467	24,556





BENGALURU URBAN MAP SHOWING TREND OF POSITIVE CASES IN LAST 7 DAYS



Top 10 wards reporting highest number of positive cases in last 7 days

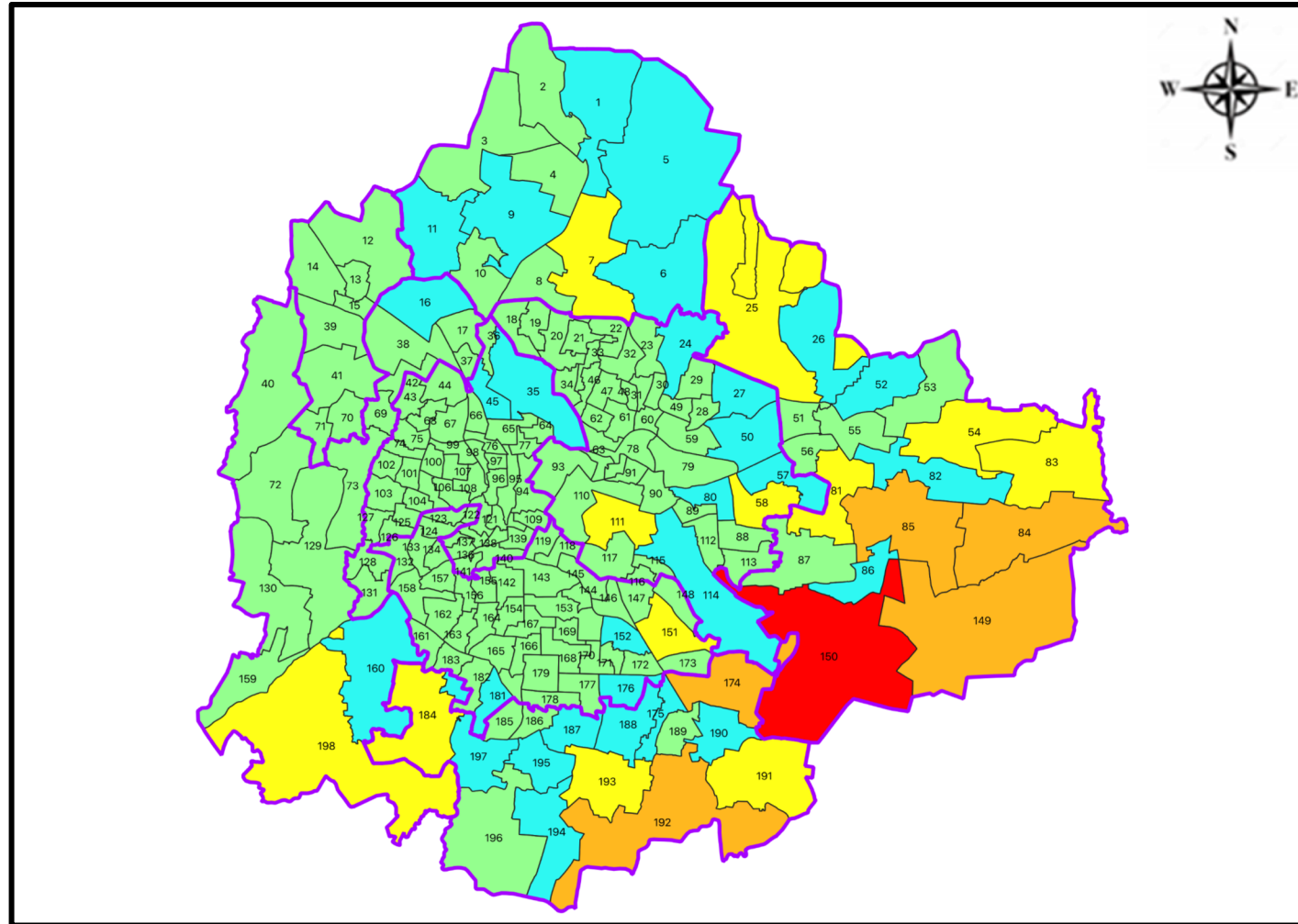
Ward No.	Ward Name	Daily Cases Average
150	Bellanduru	23
85	Dodda Nekkundi	11
149	Varthuru	10
174	HSR Layout	8
192	Begur	8
84	Hagadur	8
193	Arakere	7
25	Horamavu	6
58	New Tippasandra	6
54	Hudi	5







Top 10 wards reporting least number of positive cases in last 7 days

Ward No.	Ward Name	Daily Cases Average
180	Banashankari Temple Ward	0
171	Gurappanapalya	0
170	Jayanagar East	0
166	Karisandra	0
157	Gali Anjaneya Temple	0
141	Azad Nagar	0
134	Bapuji Nagar	0
133	Hampinagara	0
132	Attiguppe	0
122	Kempapura Agrahara	0



BENGALURU MAP SHOWING INTENSITY OF POSITIVE CASES IN LAST 7 DAYS



-  **Level 1 : 0 to 10 Cases**
-  **Level 2 : 10 to 25 Cases**
-  **Level 3 : 25 to 50 Cases**
-  **Level 4 : 50 to 100 Cases**
-  **Level 5 : More than 100 Cases**
-  **Zone Boundaries**

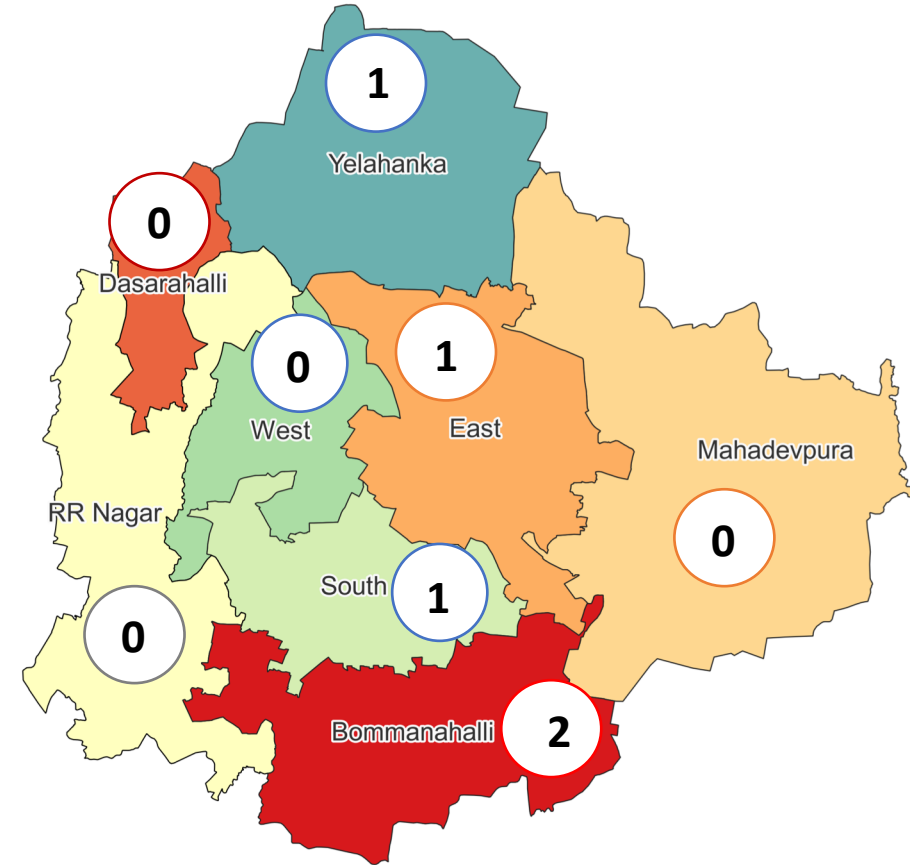


CONTAINMENT ZONE DETAILS



Zone Name	TOTAL CZs	Less Than 5 Cases	5 To 14 Cases	More Than 14 Cases
BOMMANAHALLI	2 (-)	1 (-)	1 (-)	0 (-)
DASARAHALLI	0 (-)	0 (-)	0 (-)	0 (-)
EAST	1 (-)	0 (-)	1 (-)	0 (-)
MAHADEVPURA	0 (-)	0 (-)	0 (-)	0 (-)
RR NAGAR	0 (-)	0 (-)	0 (-)	0 (-)
SOUTH	1 (-)	0 (-)	1 (-)	0 (-)
WEST	0 (-)	0 (-)	0 (-)	0 (-)
YELAHANKHA	1 (▲1)	1 (▲1)	0 (-)	0 (-)
TOTAL	5 (▲1)	2 (▲1)	3 (-)	0 (-)

Total Active Containment Zones



Types of Containment

Zone Name	Apartments	Individual House	Hostels/Quarters	Others	Schools/Colleges
BOMMANAHALLI	2 (-)	0 (-)	0 (-)	0 (-)	0 (-)
DASARAHALLI	0 (-)	0 (-)	0 (-)	0 (-)	0 (-)
EAST	0 (-)	1 (-)	0 (-)	0 (-)	0 (-)
MAHADEVPURA	0 (-)	0 (-)	0 (-)	0 (-)	0 (-)
RR NAGAR	0 (-)	0 (-)	0 (-)	0 (-)	0 (-)
SOUTH	1 (-)	0 (-)	0 (-)	0 (-)	0 (-)
WEST	0 (-)	0 (-)	0 (-)	0 (-)	0 (-)
YELAHANKHA	0 (-)	1 (▲1)	0 (-)	0 (-)	0 (-)
TOTAL	3 (-)	2 (▲1)	0 (-)	0 (-)	0 (-)

▲▼ : Shows increase and decrease in numbers as compared to previous day



GOVT. QUOTA COVID BED STATUS AS ON 27.02.2022



SR. NO.	Facility Type	No. of Hospital	Total Allocated Beds for C+ Patients					Occupied Beds for C+ Patients					Net Available Beds for C+ Patients				
			Gen Beds	HDU	ICU Beds	ICU-V	Total	Gen Beds	HDU	ICU Beds	ICU-V	Total	Gen Beds	HDU	ICU Beds	ICU-V	Total
1	Government Medical Colleges	4	120	255	33	27	435	0	4	1	0	5	120	251	32	27	430
2	Government Hospitals	18	637	292	74	95	1,098	2	2	0	1	5	635	290	74	94	1,093
3	Private Medical Colleges	12	178	200	66	35	479	1	2	9	7	19	177	198	57	28	460
4	Private Hospitals	32	181	61	49	42	333	2	3	2	7	14	179	58	47	35	319
5	Covid Care Centre	1	50					1					49				
Total Beds		67	1,166	808	222	199	2,395	6	11	12	15	44	1,160	797	210	184	2,351

* Status as on 27.02.2022 – 05:30 PM



ACTIVE PATIENTS ADMITTED UNDER GOVT. QUOTA



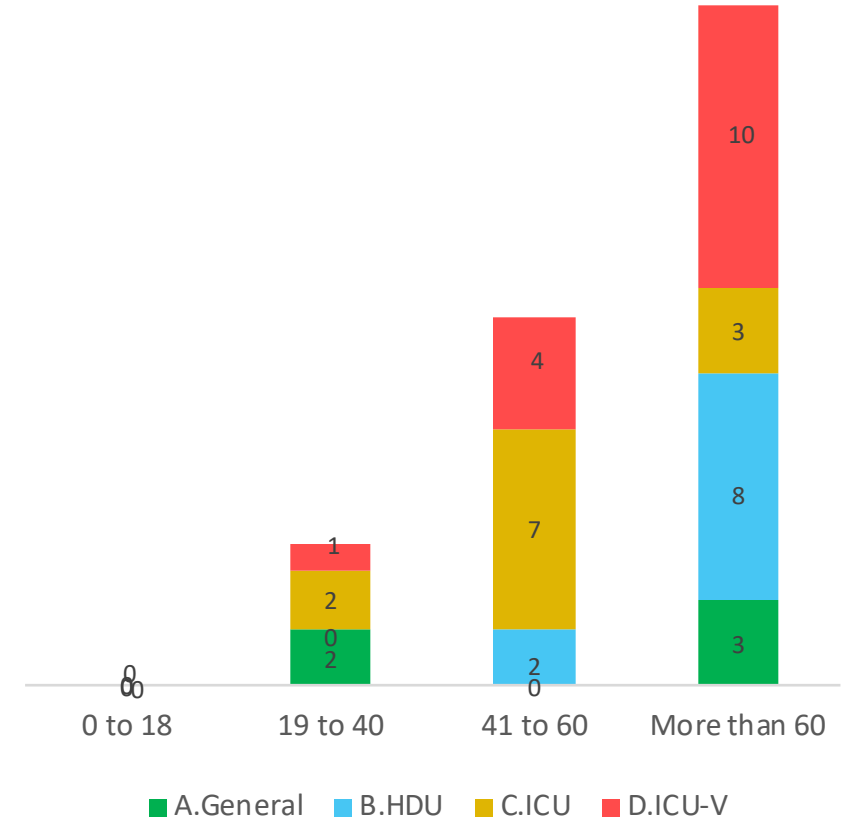
Admission By Bed Type And Number Of Days From Date Of Admission

Days in Hospital	General	HDU	ICU	ICU-V	Total
0 to 7 Days	1	5	3	5	14
8 to 14 Days		1	2	3	6
15 to 21 Days	2		4	1	7
Beyond 21 days	2	4	3	6	15
TOTAL	5	10	12	15	42

* Only Government Quota Admissions through CHBMS considered

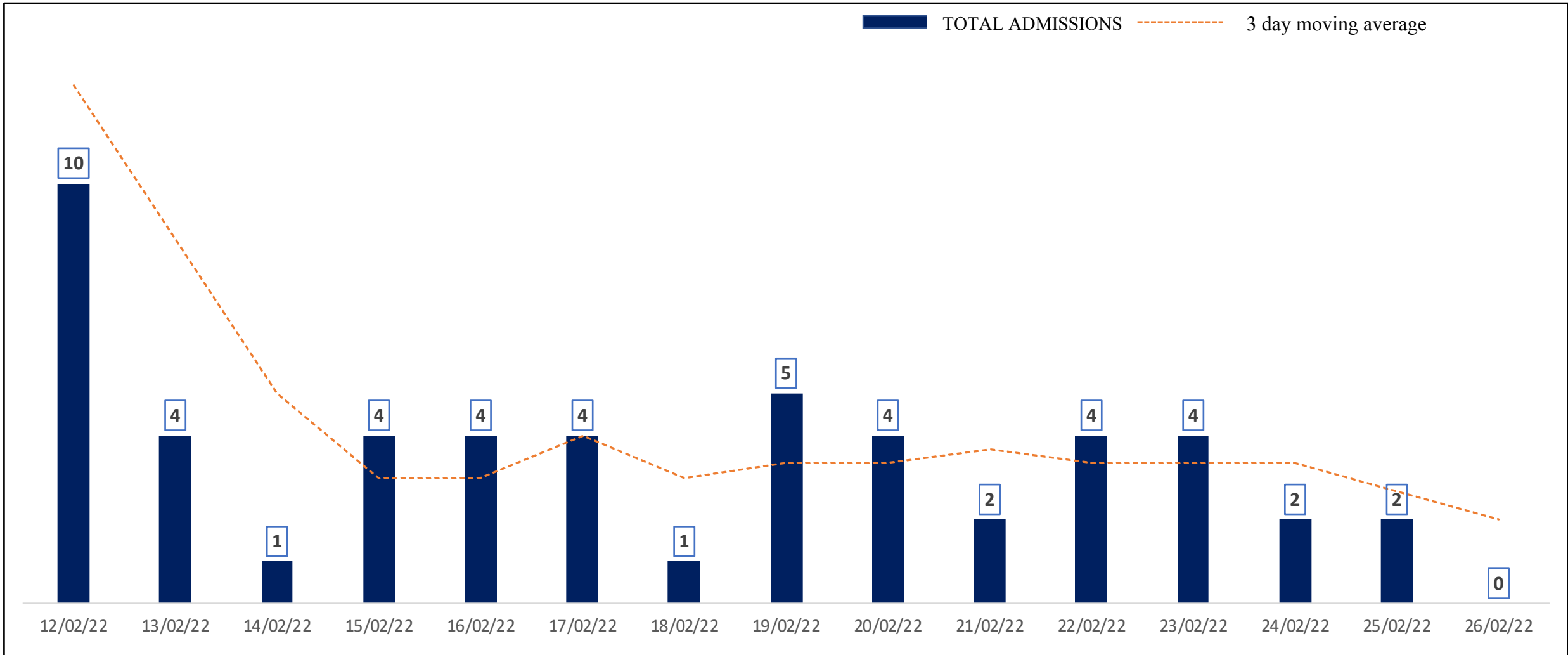
* Status as on 27.02.2022 – 05:30 PM

Age Group Distribution Of Active Hospital Admission





HOSPITAL ADMISSIONS LAST 15 DAYS TREND



* Only Government Quota Admissions through CHBMS considered

* Only Fresh Admissions considered

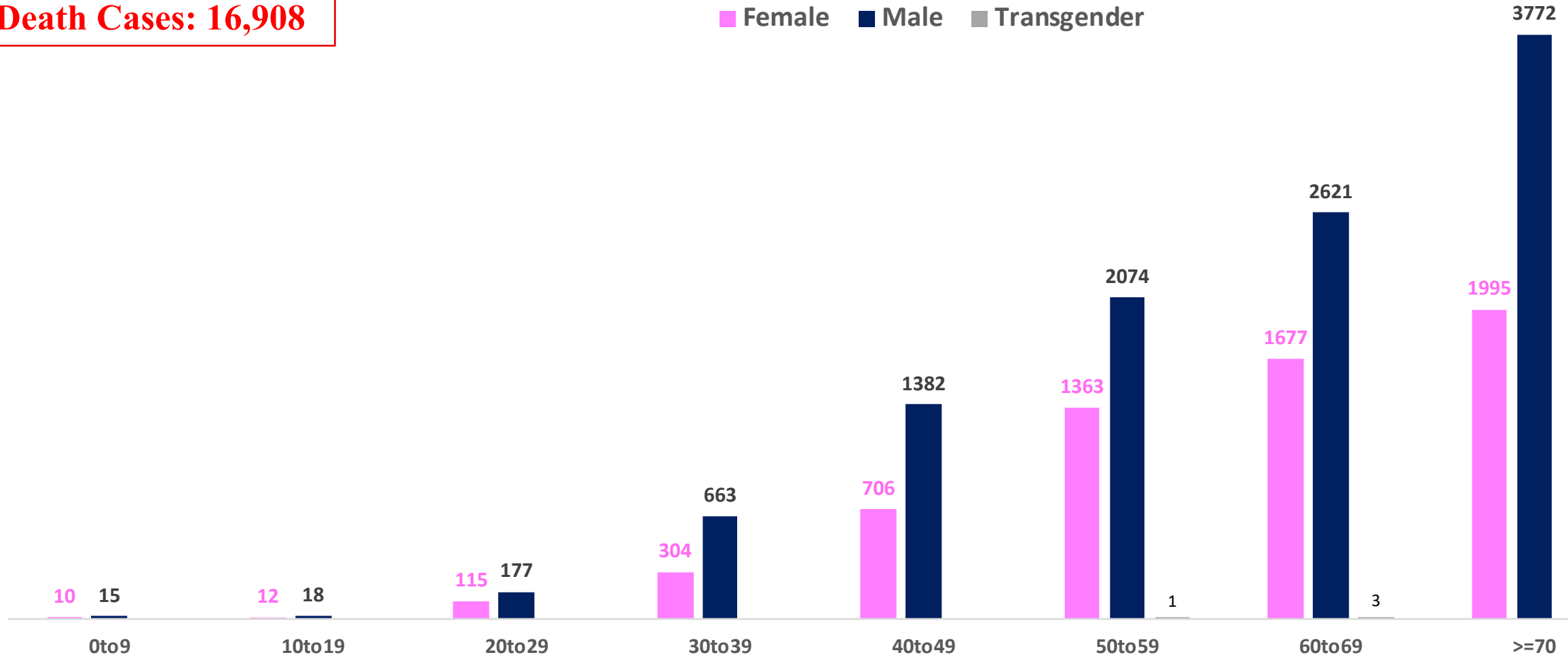


AGE AND GENDER WISE DISTRIBUTION OF DEATH CASES



Death Cases: 16,908

Female Male Transgender





VACCINATION COVERAGE AS ON 26.02.2022

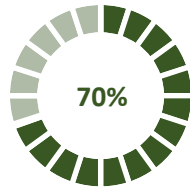
Total Doses Administered

1,78,07,772

▲ 33,165

Total 15-18 years Population : 4.42 Lakhs

1ST DOSE

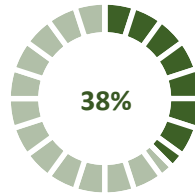


3,08,051

Doses administered

▲ 1,153

2ND DOSE



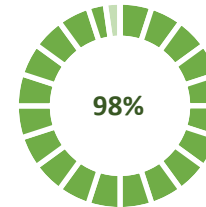
1,66,416

Doses administered

▲ 9,569

Total adult Population : 91.7 Lakhs

1ST DOSE

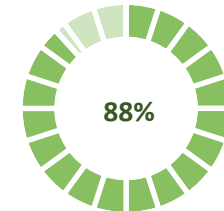


89,60,814

Doses administered

▲ 966

2ND DOSE



80,96,628

Doses administered

▲ 18,575

Priority Group*

* the numbers represent doses administered only

Health Care Workers

4,11,279

Doses administered

▲ 197

Frontline Workers

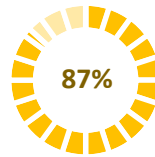
7,46,967

Doses administered

▲ 309

18 - 44 Years Coverage

Dose 1

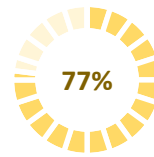


57,03,583

Doses administered

▲ 754

Dose 2



50,61,649

Doses administered

▲ 14,512

PRECAUTION DOSE



2,75,863

Doses administered

▲ 2,902

PRECAUTION DOSES ADMINISTERED

Health Care Workers

55,949

Booster Doses administered

▲ 513

Front Line Workers

35,292

Booster Doses administered

▲ 783

60 + Years Coverage

1,84,622

Booster Doses administered

▲ 1,606

45 – 59 Years Coverage

Dose 1



16,89,220

Doses administered

▲ 120

Dose 2



15,65,303

Doses administered

▲ 2,325

60 + Years Coverage

Dose 1



9,76,189

Doses administered

▲ 86

Dose 2



9,03,252

Doses administered

▲ 1,238



COVID-19 SCENARIO IN BENGALURU AND OTHER METROPOLITAN CITIES



CITY NAME	Positive Cases	Active Cases	Recovered	Deceased	Vaccine Doses Administered
New Delhi	18,59,054	2,063	18,30,872	26,119	3,13,47,486
Bengaluru*	17,78,361	3,648	17,57,805	16,908	2,05,19,503
Mumbai	10,55,378	902	10,34,929	16,691	2,01,01,508
Chennai	7,49,728	1,651	7,39,015	9,062	99,10,725
Kolkata	4,46,994	330	4,41,013	5,651	95,74,586

Source : <https://dashboard.cowin.gov.in/> at 6:00 pm (27.02.2022)

Source : <https://www.covid19tracker.in/> at 6:00 pm (27.02.2022)

*includes BBMP & Bengaluru Urban



SNAPSHOT OF COVID-19 CASES IN BENGALURU URBAN



**Total Wards With
<=10 Cases* :
146**

**Tests Conducted
On 26.02.2022:
21,467**

**Recovery
Rate:
98.84%**

**Total
Active Cases :
3,648**

**Total Vaccinated on
26.02.2022:
33,165**

**Positivity
Rate* :
1.47%**

**Active
Rate:
0.21%**

**Case
Fatality Rate* :
3.43%**



*Total positive cases In the past 7 days

*CFR and positivity is for Past 7 days



ಬೃಹತ್ ಬೆಂಗಳೂರು ಮಹಾನಗರ ಪಾಲಿಕೆ
Bruhat Bengaluru Mahanagara Palike



Download BBMP Bulletin	https://apps.bbmpgov.in/covid19/mediabulletin.php
For BBMPCovid19 Bed Status:	https://apps.bbmpgov.in/covid19/en/Bedstatus.php
To register for vaccination :	https://selfregistration.cowin.gov.in/
BBMP COVID19 Dashboard:	https://apps.bbmpgov.in/covid19/
Follow us on:	 www.facebook.com/bbmp.comm1/
	 twitter.com/BBMPCOMM



HealthTip
Persons with high blood pressure should eat healthy diet, be physically active, no tobacco use, limit alcohol and take regular medical checkup

Website: <http://www.nhp.gov.in/>

Issued by:

**Honorable Chief Commissioner, BBMP
Special Commissioner Health & IT, BBMP
MD, Bengaluru Smart City Limited**

THANK YOU !

